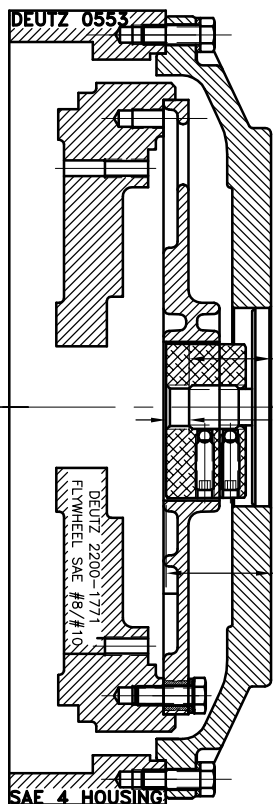


DEUTZ SEMI 4

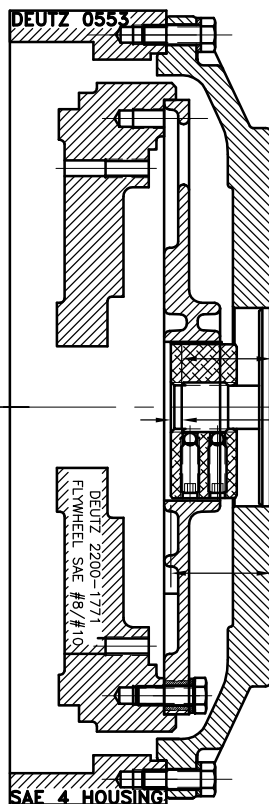


S.A.E. B
13 TOOTH
16/32 D.P.
30° P.A.
.875 MAJOR

1.650 SHAFT
LENGTH

.463 HUB
PRE-SET

2.113
INSTALLED
HUB LENGTH

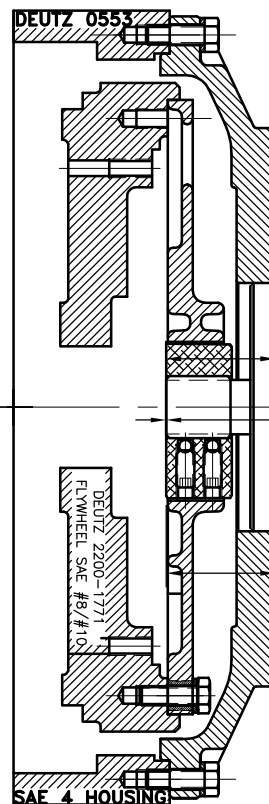


S.A.E. BB
15 TOOTH
16/32 D.P.
30° P.A.
1.00 MAJOR

1.815 SHAFT
LENGTH

.216 HUB
PRE-SET

2.031
INSTALLED
HUB LENGTH

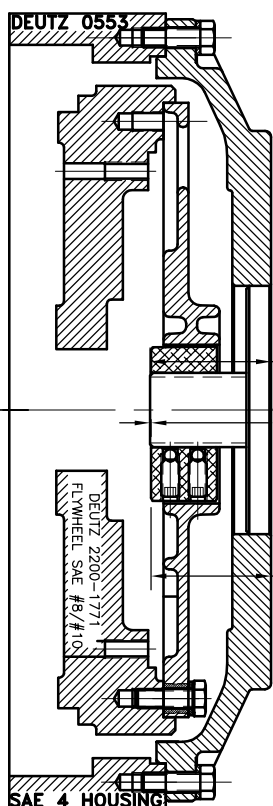


S.A.E. C
14 TOOTH
12/24 D.P.
30° P.A.
1.25 MAJOR

2.200 SHAFT
LENGTH

.000 HUB
PRE-SET

2.200
INSTALLED
HUB LENGTH

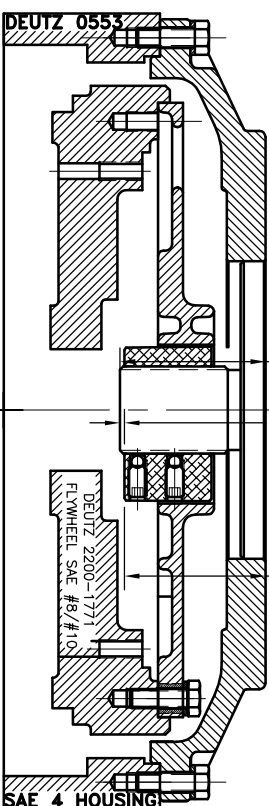


S.A.E. CC
17 TOOTH
12/24 D.P.
30° P.A.
1.50 MAJOR

2.440 SHAFT
LENGTH

.023 HUB
PRE-SET

2.417
INSTALLED
HUB LENGTH



S.A.E. D,E
13 TOOTH
8/16 D.P.
30° P.A.
1.75 MAJOR

2.930 SHAFT
LENGTH

.088 HUB
PRE-SET

2.842
INSTALLED
HUB LENGTH

SET SCREW TORQUE: 20 FT.LBS.

NOTE:
THE SAE CC, D, AND E
ASSEMBLIES THE HUB IS
INSTALLED REVERSED.
LETTERING (HC_) IS
TOWARD PUMP.

IMPORTANT INSTALLATION NOTE!!!!

THIS PRINT IS FOR LOCATION OF HUB ON SPLINED SHAFTS ONLY. IMPROPER INSTALLATION OF HUB COULD CAUSE PREMATURE WEAR AND OR FAILURE. IF YOU HAVE A SHAFT LENGTH OTHER THAN THOSE SHOWN HERE PLEASE CONTACT DISTRIBUTOR OR FACTORY FOR FURTHER INFORMATION. HUB SET SCREWS MUST BE PROPERLY TORQUED TO 20 FT.LBS. EACH. PLEASE CONTACT DISTRIBUTOR OR FACTORY FOR ANY FURTHER QUESTIONS.

THIS DRAWING IS THE PROPERTY OF HAYES MFG. INC. AND IS LOANED SUBJECT TO THE CONDITION THAT IT SHALL NOT BE REPRODUCED, COPIED, LOANED OR OTHERWISE DISPOSED OF, DIRECTLY OR INDIRECTLY. IT SHALL BE USED AS A MEANS OF REFERENCE TO WORK FURNISHED BY THIS COMPANY ONLY AND IS NOT TO BE SUBMITTED TO OUTSIDE PARTIES FOR EXAMINATION WITHOUT OUR CONSENT.

SYMBOLS	DET.	PART NUMBER	DESCRIPTION	QTY.
— FLATNESS — STRAIGHTNESS — ANGULARITY — SQUARENESS — PARALLELISM — CONCENTRICITY — TRUE POSITION — ROUNDNESS — CIRCULAR RUN OUT — TOTAL RUN OUT — CYLINDRICITY — FINISH	DO NOT SCALE DRAWING TOLERANCES UNLESS OTHERWISE SPECIFIED .125" MAXIMUM ANGLE ±1/2° FRACTION ±1/32 DECIMAL .00 ±.01 .000 ±.005 .0000 ±.0005		HAYES MANUFACTURING INC. ®	
TITLE DEUTZ SEMI 4 HUB PRE-SET PRINT				
MATERIAL				
— UNLESS OTHERWISE SPECIFIED — REMOVE FIRST THREAD ON ALL TAPPED HOLES BREAK ALL SHARP CORNERS .010 TO .020 STAMP OR MARK DRAWING NO.		DRAWN BY SIETING CHECKED BY RJH	DATE 11-09-05 SCALE	DRAWING NO. HPS-12 SHEET OF REV.