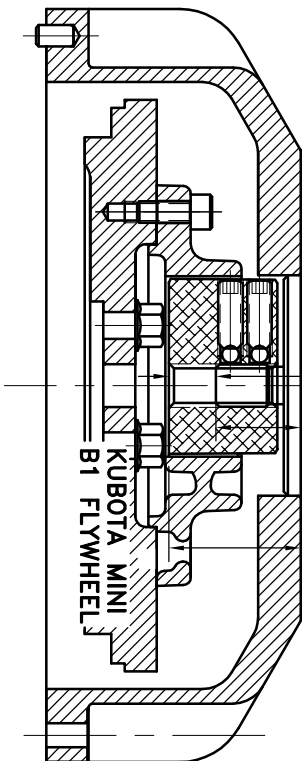
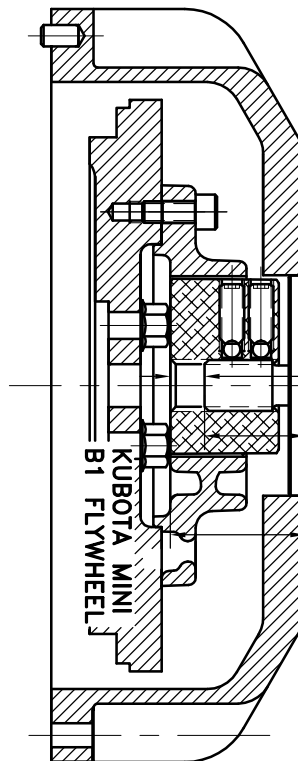


KUBOTA MINI



S.A.E. A
9 TOOTH
16/32 D.P.
30° P.A.
.625 MAJOR

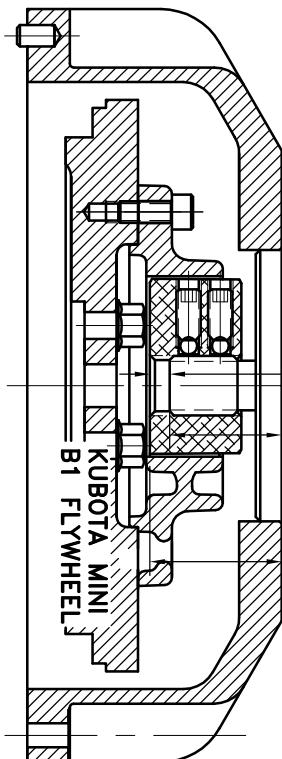
.693 HUB PRE-SET
1.250 SHAFT LENGTH
1.943 INSTALLED HUB LENGTH



S.A.E. AA
11 TOOTH
16/32 D.P.
30° P.A.
.750 MAJOR

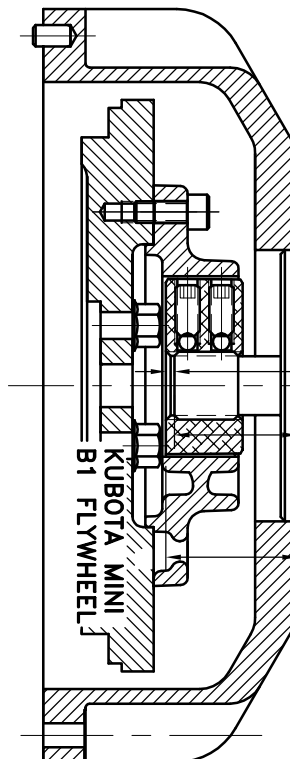
.505 HUB PRE-SET
1.490 SHAFT LENGTH
1.995 INSTALLED HUB LENGTH

SET SCREW TORQUE: 20 FT.LBS.



S.A.E. B
13 TOOTH
16/32 D.P.
30° P.A.
.875 MAJOR

.293 HUB PRE-SET
1.650 SHAFT LENGTH
1.943 INSTALLED HUB LENGTH



S.A.E. BB
15 TOOTH
16/32 D.P.
30° P.A.
1.00 MAJOR

.128 HUB PRE-SET
1.815 SHAFT LENGTH
1.943 INSTALLED HUB LENGTH

IMPORTANT INSTALLATION NOTE!!!!

THIS PRINT IS FOR LOCATION OF HUB ON SPLINED SHAFTS ONLY. IMPROPER INSTALLATION OF HUB COULD CAUSE PREMATURE WEAR AND OR FAILURE. IF YOU HAVE A SHAFT LENGTH OTHER THAN THOSE SHOWN HERE PLEASE CONTACT DISTRIBUTOR OR FACTORY FOR FURTHER INFORMATION. HUB SET SCREWS MUST BE PROPERLY TORQUED TO 20 FT.LBS. EACH. PLEASE CONTACT DISTRIBUTOR OR FACTORY FOR ANY FURTHER QUESTIONS.

THIS DRAWING IS THE PROPERTY OF HAYES MFG. INC. AND IS LOANED SUBJECT TO THE CONDITION THAT IT SHALL NOT BE REPRODUCED, COPIED, LOANED OR OTHERWISE DISPOSED OF, DIRECTLY OR INDIRECTLY, IT SHALL BE USED AS A MEANS OF REFERENCE TO WORK FURNISHED BY THIS COMPANY ONLY AND IS NOT TO BE SUBMITTED TO OUTSIDE PARTIES FOR EXAMINATION WITHOUT OUR CONSENT.

SYMBOLS	DET.	PART NUMBER	DESCRIPTION	QTY.
FLATNESS STRAIGHTNESS ANGULARITY SQUARENESS PARALLELISM CONCENTRICITY TRUE POSITION ROUNDNESS CIRCULAR RUN OUT TOTAL RUN OUT CYLINDRICITY FINISH	DO NOT SCALE DRAWING TOLERANCES UNLESS OTHERWISE SPECIFIED .125 MAXIMUM ANGLE ±1/2° FRACTION ±1/32 DECIMAL .00 ±.01 .000 ±.005 .0000 ±.0005		HAYES MANUFACTURING INC. ®	
— UNLESS OTHERWISE SPECIFIED — REMOVE FIRST THREAD ON ALL TAPPED HOLES BREAK ALL SHARP CORNERS .010 TO .020 STAMP OR MARK DRAWING NO.	DRAWN BY SIETING CHECKED BY RJH	DATE 11-09-05 SCALE	DRAWING NO. HPS-1 SHEET OF REV.	